

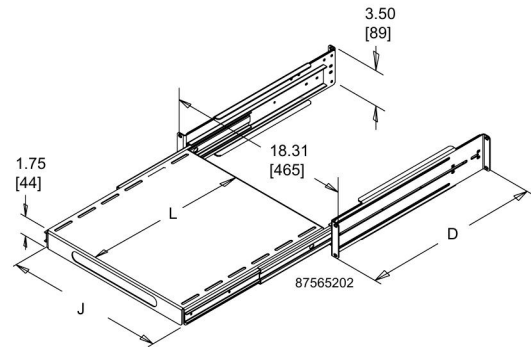
RACK-MOUNT SLIDING SHELF

Rack-Mount Sliding Shelf allows easy access to shelf-mounted devices. Shelf is 16-gauge steel with 12-gauge steel supports. The entire assembly is finished with RAL 7035 textured light-gray polyester powder paint. The shelf mounts to the front surface of front and back rack angles.

When mounted directly to a frame, load rating is 150 lb. (68 kg) with four rack angle mountings and 75 lb. (34 kg) with front rack angle mounting.

Rack accessories that are shorter than the enclosure depth can be mounted to rack angles or frame accessory brackets attached to grid straps. Order these items separately.

BULLETIN: P20



Catalog Number	D Max in./mm	L in./mm	J in./mm	Shelf Pullout in./mm	Fits Rack Width	Rack Units
P19SHP68	37.40 950	16.72 425	16.20 412	17.00 432	19 in.	2
P19SHP810	41.30 1050	24.59 625	16.20 412	17.00 432	19 in.	2

TOOL-LESS SHELF



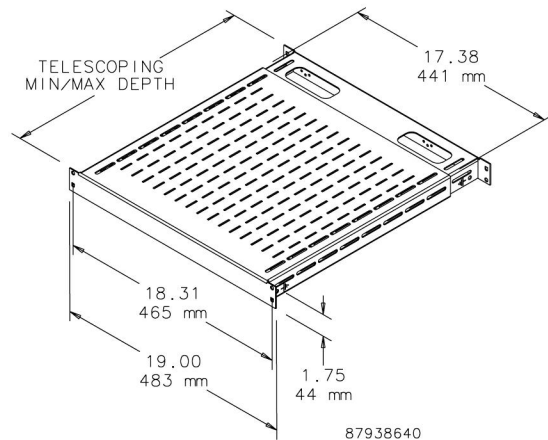
An easy-to-install tool-less vented 19-in. shelf. Mounts onto rack angles that have EIA-spaced square holes (.375 in.). Shelf slides open and provides a variable-sized, continuous surface for equipment. Back of shelf has oval cutouts for power and data cables. Accessory hole patterns at back of shelf fit small and large D-rings to help manage cable. Made of steel with a 150 lb. (68 kg) static load rating. Available with RAL 9005 black or RAL 7035 gray polyester powder coat finish.

Note: For square-hole rack angles only!

BULLETIN: DACCY

Catalog Number	Description	Finish	Minimum Depth mm/in.	Maximum Depth mm/in.	Rack Angle Type
D19FVT69G	Shelf, vented, 19 in. tool-less	Gray	495 19.50	851 33.50	Square hole only
D19FVT912G	Shelf, vented, 19 in. tool-less	Gray	792 31.20	1151 45.30	Square hole only

Minimum and maximum depth measured from rack angle to rack angle.



RACK-MOUNT FIXED SHELF

APPLICATION

The ProLine G2 Rack Mount Frame Shelf mounts to the front and rear rack angles to provide a stationary surface for equipment.

SPECIFICATIONS

- Mounts to front and rear rack angles
- Ventilation slots in shelf surface
- 14-gauge (1.75mm) steel shelf with 12-gauge (2.5mm) supports
- Adjustable to fit multi-depth enclosures or rack angle placements
- Mounting hardware included

FINISH

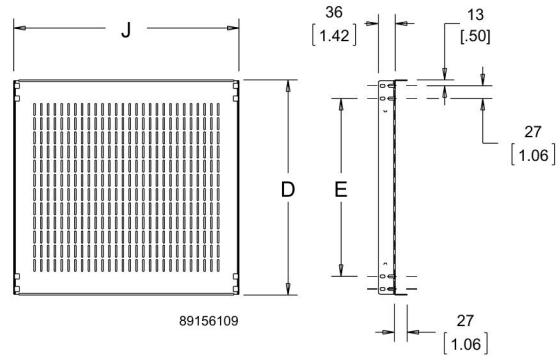
- Polyester powder paint; RAL 7035 textured light gray standard
- Custom colors available

LOAD RATING

150 lb. (68 kg)

BULLETIN: P40

Catalog Number	D (mm)	D (in.)	E (mm)	E (in.)	J (mm)	J (in.)	Fits Rack Width
P2RSH4	255	10.05	175	6.89	477	18.78	19 in.
P2RSH5	355	13.99	303	11.93	477	18.78	19 in.
P2RSH6	455	17.92	376	14.81	477	18.78	19 in.
P2RSH8	655	25.80	576	22.69	477	18.78	19 in.
P2RSH10	855	33.67	776	30.56	477	18.78	19 in.



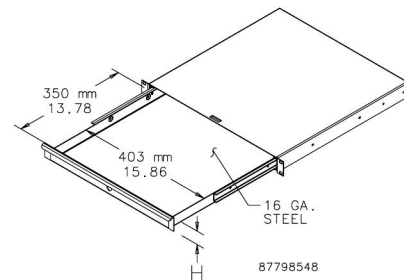
RACK-ANGLE MOUNTED DRAWER



Steel drawer for 19-in. rack-angle mounting. Mounts to the front surface of the rack angles. Integral steel box contains the drawer and protects surrounding internal equipment. Extends 13 in. (330 mm) on ball bearing slides. Front includes handle and key lock. Finish is RAL 7035 textured light-gray polyester powder paint. Mounting hardware is included.

BULLETIN: P20

Catalog Number	H (mm)	H (in.)	Fits Rack Width	Rack Units
P19DR1US	43	1.69	19 in.	1
P19DR2US	88	3.47	19 in.	2
P19DR3US	132	5.20	19 in.	3



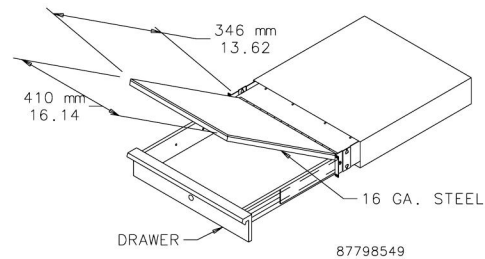
WRITING SURFACE



A 16-gauge steel cover mounts on top of the drawer to serve as a writing surface and drawer cover. Finish is RAL 7035 textured light-gray polyester powder paint.

BULLETIN: P20

Catalog Number	Fits
P19WS	Drawer



FRAME ACCESSORY BRACKETS



APPLICATION

Frame Accessory Brackets mount directly to the ProLine G2 frame and are used in place of rack angles to mount rack accessories such as shelves and pull-out shelves.

SPECIFICATIONS

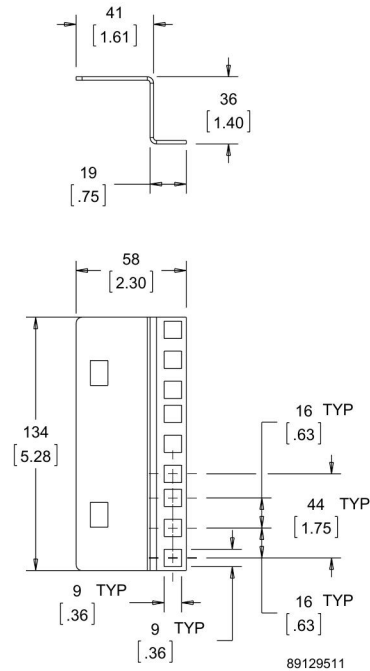
- Furnished in sets of four
- 14-gauge (1.75 mm) steel
- Mounting hardware included

FINISH


Plated

BULLETIN: P40

Catalog Number	Description
P2AFB19	19-in. Frame Accessory Bracket



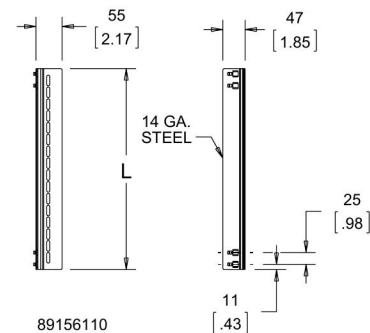
GUIDES



Equipment Guides help support rack-mounted equipment during installation. Guides mount between two pairs of rack angles. Slotted holes are provided for vertical or lateral adjustment. Furnished in pairs. Guides have plated finish. Mounting hardware included. Rack accessories that are shorter than the enclosure depth can be mounted to rack angles using Adjustable Rack-Mount Rails or Grid Straps. Order these items separately.

BULLETIN: P40

Catalog Number	L mm/in.	Frame Depth mm/in.
P2RG4	225 8.86	400 15.75
P2RG5	325 12.80	500 19.68
P2RG6	425 16.73	600 23.62
P2RG8	625 24.51	800 31.49
P2RG10	825 32.48	1000 39.37

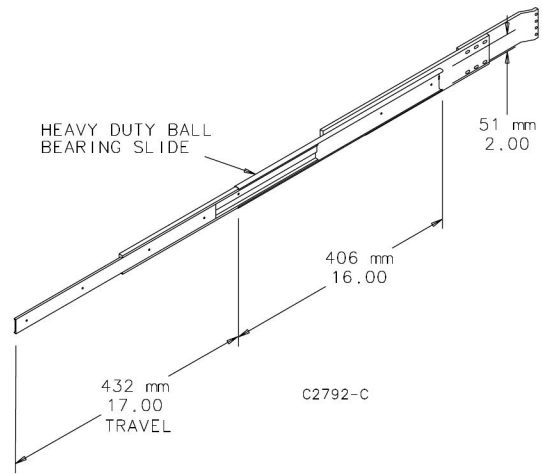


SLIDES



Heavy-duty ball bearing, plated, three-section Slides are 16-in. (406-mm) long and allow 17-in. (423-mm) extension. They are attached to supports that mount between two pairs of rack-mounting angles that have accessory mounting legs. Mounting hardware is furnished. Equipment 16.75-in. (425-mm) wide can be mounted between Slide assemblies installed on 19-in. rack angles. A pair of Slides can support up to 160 lb. (73 kg) at the extended position when load is distributed evenly along the 16-in. (406-mm) Slide length. Requires Rack Angle Adapter Bracket to fit PROLINE. *Needs to be used with the Rack Angle Adapter Bracket (PBRAA, PBRAA19 or PBRAA24).*

BULLETIN: P20



Catalog Number	Quantity
A16SL2U	2